

Signify Classified - Internal
Cooper Lighting Solutions Photometric Lab
1121 Highway 74 South
Peachtree City, GA 30269



Scaled data based on original data using
LM-79-08 Approved Method: Electrical and Photometric Measurements of Solid-
State Lighting Products

Test Report Prepared for
Cooper Lighting Solutions
(formerly Eaton)

Brand: STREETWORKS

Report Number: P867457

Luminaire Tested: **MEM2-HTN-SA-60-750-U-T1**

Issue Date: 08/21/2024



Test Information

Test Method: LM-79-08
Report Number: P867457
Test Lab: INNOVATION CENTER(G3)
Issue Date: 08/21/2024
Manufacturer: COOPER LIGHTING SOLUTIONS (FORMERLY EATON)
Product Line: STREETWORKS
Catalog Number: MEM2-HTN-SA-60-750-U-T1
Description: EPIC MODERN TALL HOUSING DISCRETE LED ARRAYS 60W 70CRI 5000K
FIXTURE w/ TYPE 1 DISTRIBUTION OPTIC
Light Source: (10) 5000K CCT, 70 CRI LEDS
Ballast/Driver: ELECTRONIC DRIVER

Summary

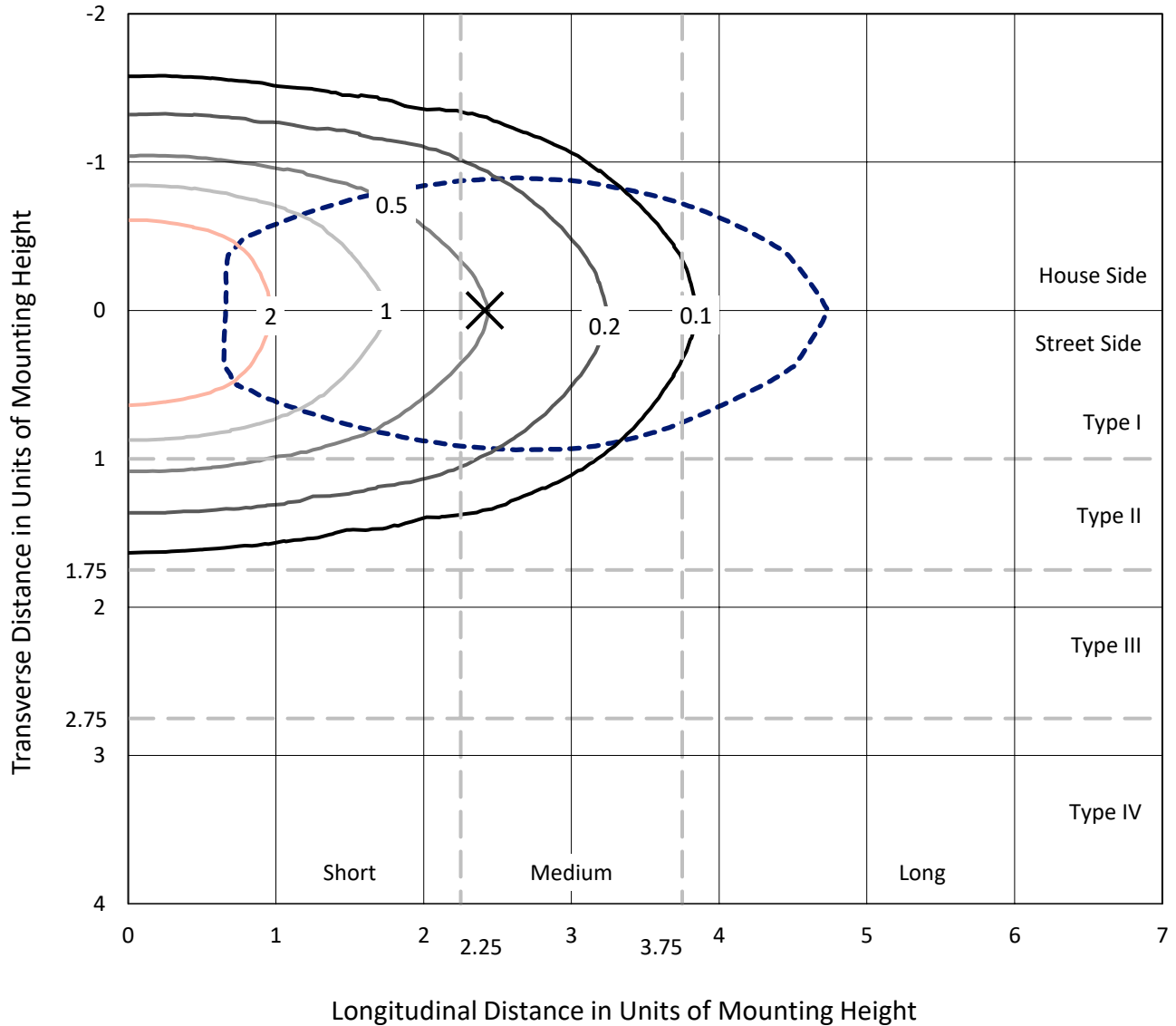
Lumens per Lamp: N/A
Luminaire Lumens: 6409.9 lumens
Efficiency: N/A
Efficacy: 145.7 lumens/watt
Luminous Opening: Rectangular (W 0.33' x L: 0.33' x H: 0')
IES Classification: Type I - Short
BUG Rating: B2 - U0 - G2

Input Watts (W): 44
Input Voltage (V): 120
Input Current (A_{in}): NR
Voltage Rise (V): NR
Power Factor: 0.99
Total Harmonic Distortion (THDi): 6.91%
Frequency (hertz): 60
Stabilization Time: NR
Operation Time: NR
Ambient Temperature (°C): NR
Test Distance: 24 FT

REPORT NUMBER: P867457
 CATALOG NUMBER: MEM2-HTN-SA-60-750-U-T1

Iso-Footcandle Lines of Horizontal Illumination

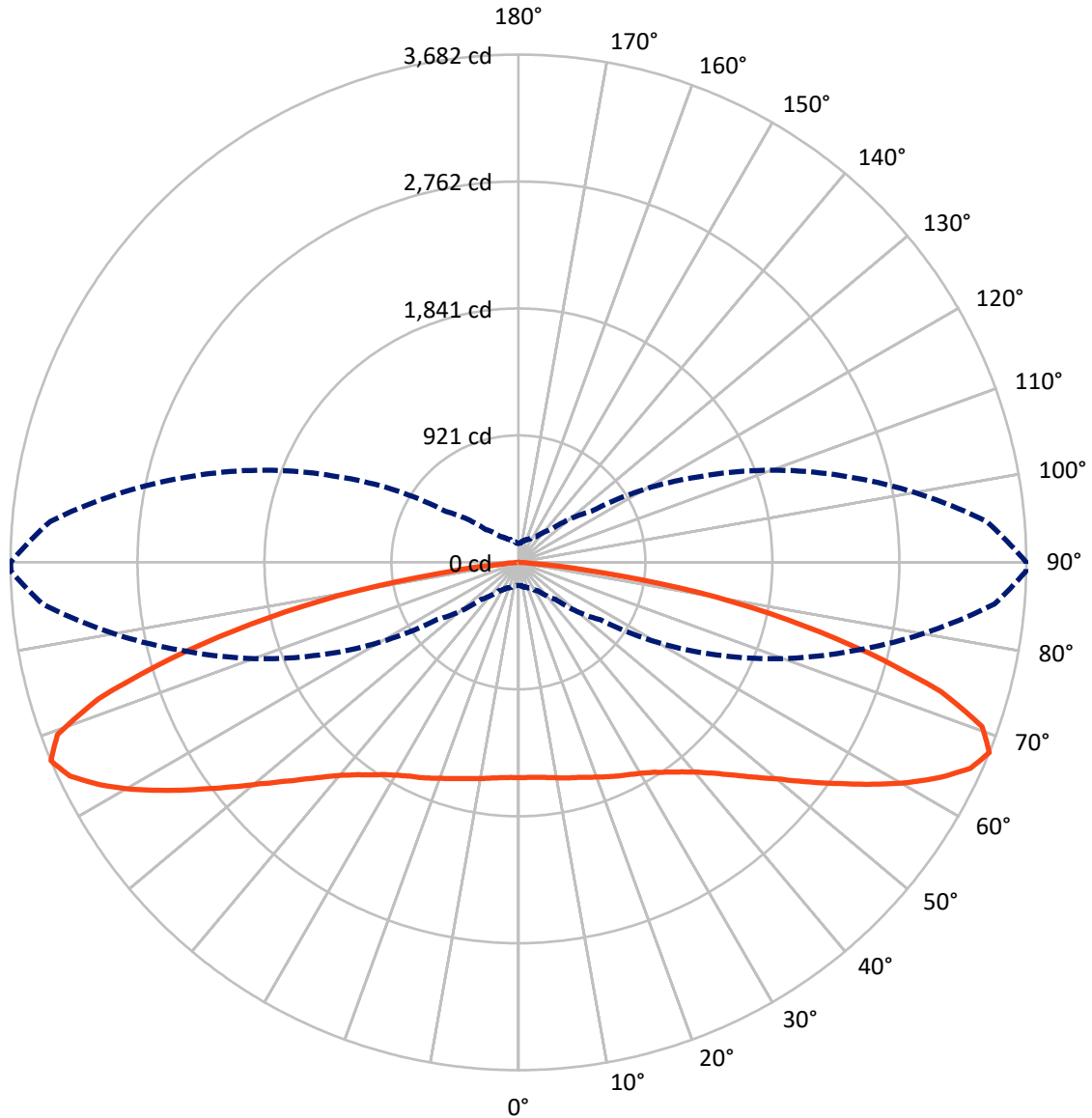
× Max cd
 - - - 1/2 Max cd



Based on 20 foot mounting height. Maximum calculated value = 3.9 fc
 Type I - Short - N/A

REPORT NUMBER: P867457
CATALOG NUMBER: MEM2-HTN-SA-60-750-U-T1

Luminous Intensity Polar Plot



— Vertical Plane Through 90-Deg Lateral - - - Horizontal Cone Through 67.5-Deg Vertical

REPORT NUMBER: P867457
 CATALOG NUMBER: MEM2-HTN-SA-60-750-U-T1

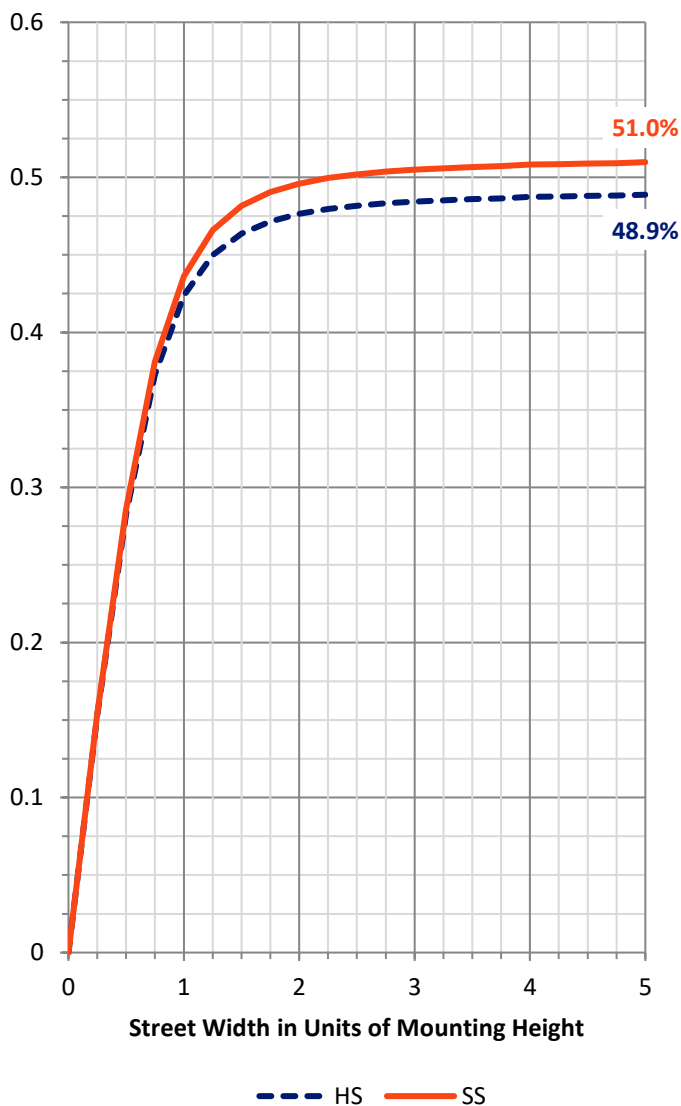
FLUX DISTRIBUTION:

		Downward	Upward	Total
House Side	Lumens	3148.0	0.0	3148.0
	% Fixture	49.1	0.0	49.1
Street Side	Lumens	3261.9	0.0	3261.9
	% Fixture	50.9	0.0	50.9
Total	Lumens	6409.9	0.0	6409.9
	% Fixture	100.0	0.0	100.0

Coefficient of Utilization

ZONAL LUMENS:

Zone	Lumens	% Fixture
0°-10°	149.7	2.3
10°-20°	449.8	7.0
20°-30°	744.4	11.6
30°-40°	987.1	15.4
40°-50°	1112.9	17.4
50°-60°	1140.9	17.8
60°-70°	1077.5	16.8
70°-80°	661.2	10.3
80°-90°	86.5	1.3
90°-100°	0.0	0.0
100°-110°	0.0	0.0
110°-120°	0.0	0.0
120°-130°	0.0	0.0
130°-140°	0.0	0.0
140°-150°	0.0	0.0
150°-160°	0.0	0.0
160°-170°	0.0	0.0
170°-180°	0.0	0.0
0°-90°	6409.9	100.0
0°-180°	6409.9	100.0



REPORT NUMBER: P867457

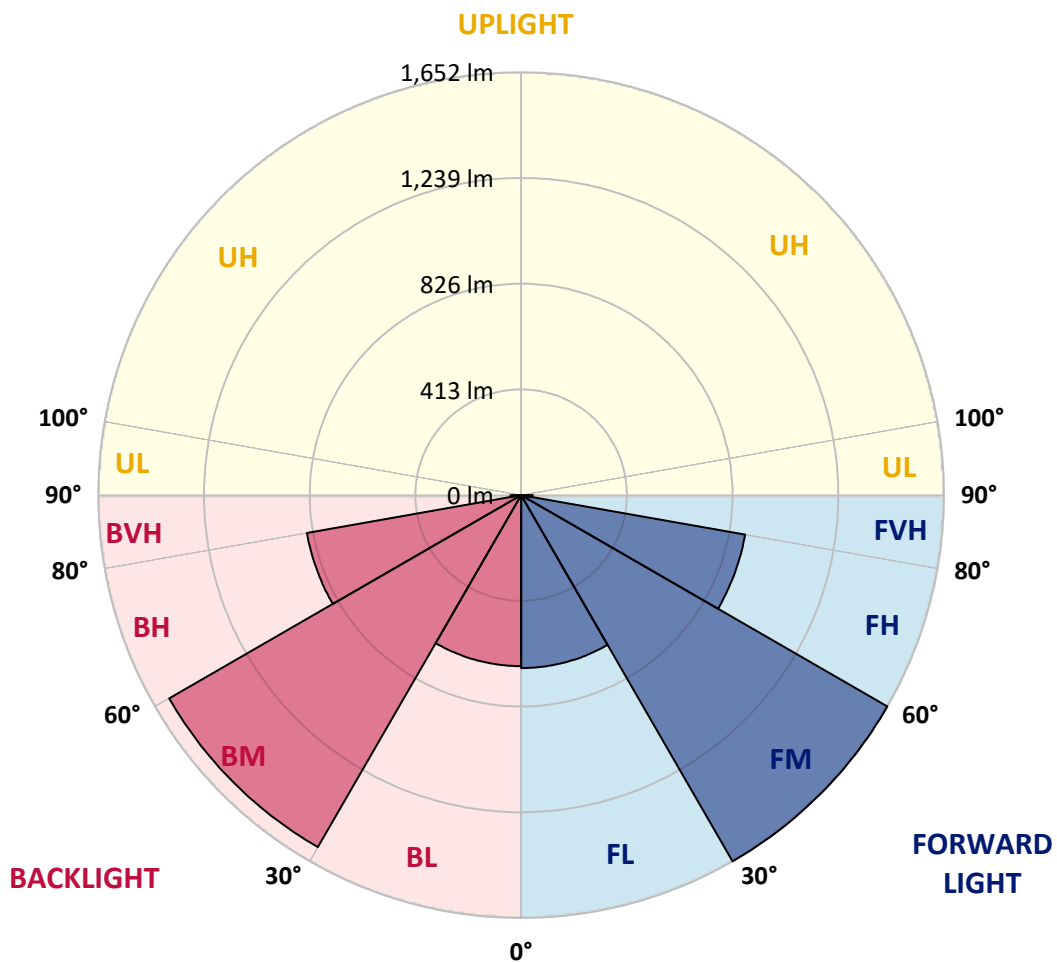
CATALOG NUMBER: MEM2-HTN-SA-60-750-U-T1

LUMINAIRE CLASSIFICATION SYSTEM LUMEN TABLE AND BUG RATING:

Zone	Lumens	% Fixture	Zone Rating/Lumen Limit		
			B	U	G
FL (0°-30°)	675.8	10.5			
FM (30°-60°)	1652.4	25.8			
FH (60°-80°)	888.6	13.9			G1/1800
FVH (80°-90°)	45.1	0.7			G1/100
BL (0°-30°)	668.1	10.4	B2/1000		
BM (30°-60°)	1588.4	24.8	B2/2500		
BH (60°-80°)	850.1	13.3	B2/1000		G2/1000
BVH (80°-90°)	41.4	0.6			G1/100
UL (90°-100°)	0.0	0.0		U0/0	
UH (100°-180°)	0.0	0.0		U0/0	

BUG Rating: B2-U0-G2

Type I Short





REPORT NUMBER: P867457

CATALOG NUMBER: MEM2-HTN-SA-60-750-U-T1

CANDELA DISTRIBUTION (FULL):

	0°	5°	15°	25°	35°	45°	55°	65°	75°	85°	89°
0°	1561.8	1561.8	1561.8	1561.8	1561.8	1561.8	1561.8	1561.8	1561.8	1561.8	1561.8
2.5°	1567.9	1567.9	1564.2	1558.1	1556.8	1558.1	1565.5	1561.8	1561.8	1563.0	1561.8
5°	1567.9	1567.9	1565.5	1559.3	1559.3	1559.3	1567.9	1564.2	1565.5	1566.7	1566.7
7.5°	1570.4	1570.4	1567.9	1563.0	1563.0	1563.0	1575.3	1572.8	1572.8	1576.5	1574.1
10°	1576.5	1574.1	1571.6	1572.8	1569.2	1575.3	1581.5	1582.7	1587.6	1590.1	1588.8
12.5°	1576.5	1574.1	1567.9	1575.3	1575.3	1583.9	1592.5	1597.5	1603.6	1603.6	1603.6
15°	1569.2	1566.7	1561.8	1574.1	1579.0	1590.1	1602.4	1609.8	1620.8	1620.8	1619.6
17.5°	1560.5	1556.8	1554.4	1572.8	1583.9	1598.7	1617.1	1627.0	1639.3	1640.5	1638.1
20°	1544.5	1543.3	1544.5	1569.2	1588.8	1609.8	1631.9	1645.5	1661.5	1666.4	1662.7
22.5°	1527.3	1527.3	1532.2	1565.5	1596.2	1624.5	1654.1	1671.3	1687.3	1692.2	1687.3
25°	1503.9	1503.9	1513.8	1553.2	1598.7	1640.5	1675.0	1698.4	1713.1	1718.1	1715.6
27.5°	1468.2	1468.2	1479.3	1528.5	1591.3	1652.8	1697.1	1724.2	1740.2	1745.1	1742.7
30°	1417.8	1415.3	1430.1	1491.6	1577.8	1666.4	1723.0	1751.3	1772.2	1775.9	1772.2
32.5°	1337.8	1341.5	1363.6	1441.2	1555.6	1675.0	1753.8	1787.0	1810.4	1817.8	1815.3
35°	1240.6	1246.7	1277.5	1377.2	1513.8	1673.8	1785.8	1826.4	1857.1	1867.0	1865.8
37.5°	1124.9	1133.5	1171.6	1288.5	1451.0	1655.3	1815.3	1870.7	1911.3	1923.6	1926.1
40°	998.1	1006.7	1055.9	1185.2	1366.1	1612.2	1832.5	1921.1	1975.3	1999.9	2003.6
42.5°	864.0	878.7	937.8	1063.3	1263.9	1543.3	1832.5	1970.4	2036.8	2082.4	2086.0
45°	734.7	747.0	818.4	941.5	1154.4	1454.7	1811.6	2019.6	2120.5	2199.3	2196.8
47.5°	622.7	626.4	691.7	816.0	1032.6	1353.8	1768.5	2063.9	2209.1	2313.7	2335.9
50°	507.1	515.7	571.0	694.1	908.3	1243.0	1695.9	2092.2	2300.2	2459.0	2487.3
52.5°	425.8	427.1	468.9	582.1	779.0	1108.9	1608.5	2099.6	2387.6	2616.5	2650.9
55°	347.1	353.2	388.9	473.8	654.7	977.2	1495.3	2088.5	2467.6	2769.1	2833.1
57.5°	297.8	299.1	324.9	392.6	552.6	836.9	1369.8	2051.6	2534.0	2937.7	3018.9
60°	256.0	256.0	275.7	327.4	446.7	700.3	1222.1	1986.4	2570.9	3118.6	3236.8
62.5°	222.8	224.0	241.2	279.4	371.7	578.4	1059.6	1884.2	2584.5	3293.4	3428.7
65°	201.8	203.1	212.9	238.8	306.4	470.1	893.5	1759.9	2566.0	3423.8	3599.8
67.5°	167.4	168.6	185.8	205.5	254.8	377.8	726.1	1587.6	2490.9	3464.4	3679.8
70°	128.0	131.7	155.1	176.0	211.7	301.5	557.5	1359.9	2311.3	3326.6	3548.1
72.5°	107.1	108.3	125.5	148.9	177.2	236.3	423.4	1070.7	2038.0	2970.9	3217.1
75°	93.5	94.8	104.6	125.5	147.7	189.5	294.1	739.7	1625.8	2402.3	2627.6
77.5°	84.9	86.1	88.6	105.8	124.3	146.5	208.0	439.4	1147.0	1836.2	1954.4
80°	81.2	81.2	75.1	87.4	102.1	114.5	139.1	252.3	736.0	1238.1	1332.9
82.5°	57.8	56.6	51.7	54.2	62.8	62.8	71.4	104.6	281.8	523.1	567.4
85°	3.7	3.7	6.2	7.4	11.1	14.8	18.5	24.6	71.4	97.2	100.9
87.5°	1.2	1.2	1.2	1.2	1.2	2.5	2.5	2.5	3.7	4.9	4.9
90°	0.0	0.0	0.0	0.0	0.0	0.0	0.0	0.0	0.0	0.0	0.0



REPORT NUMBER: P867457
 CATALOG NUMBER: MEM2-HTN-SA-60-750-U-T1

CANDELA DISTRIBUTION (continued):

	90°	95°	105°	115°	125°	135°	145°	155°	165°	175°	180°
0°	1561.8	1561.8	1561.8	1561.8	1561.8	1561.8	1561.8	1561.8	1561.8	1561.8	1561.8
2.5°	1560.5	1561.8	1561.8	1564.2	1566.7	1565.5	1564.2	1566.7	1563.0	1555.6	1554.4
5°	1565.5	1565.5	1564.2	1566.7	1569.2	1566.7	1564.2	1564.2	1561.8	1554.4	1553.2
7.5°	1575.3	1574.1	1574.1	1574.1	1574.1	1570.4	1566.7	1564.2	1560.5	1553.2	1549.5
10°	1588.8	1587.6	1586.4	1585.1	1579.0	1575.3	1569.2	1565.5	1560.5	1551.9	1549.5
12.5°	1603.6	1601.1	1598.7	1599.9	1587.6	1576.5	1570.4	1561.8	1558.1	1538.4	1534.7
15°	1618.4	1614.7	1613.5	1608.5	1596.2	1580.2	1567.9	1555.6	1543.3	1524.8	1518.7
17.5°	1638.1	1635.6	1628.2	1623.3	1606.1	1583.9	1565.5	1548.2	1532.2	1510.1	1506.4
20°	1661.5	1659.0	1651.6	1641.8	1619.6	1592.5	1566.7	1539.6	1519.9	1494.1	1487.9
22.5°	1687.3	1683.6	1677.5	1666.4	1638.1	1606.1	1570.4	1534.7	1505.2	1475.6	1471.9
25°	1714.4	1711.9	1705.8	1689.8	1659.0	1619.6	1570.4	1517.5	1480.5	1454.7	1443.6
27.5°	1740.2	1739.0	1731.6	1713.1	1681.1	1629.5	1559.3	1489.2	1439.9	1405.5	1398.1
30°	1773.4	1771.0	1762.4	1741.4	1705.8	1635.6	1537.2	1441.2	1379.6	1341.5	1330.4
32.5°	1814.1	1811.6	1799.3	1773.4	1735.3	1636.8	1505.2	1379.6	1298.4	1257.8	1244.2
35°	1868.2	1863.3	1847.3	1816.5	1763.6	1624.5	1448.5	1300.9	1201.2	1148.2	1129.8
37.5°	1927.3	1921.1	1900.2	1862.1	1783.3	1591.3	1368.5	1195.0	1081.8	1019.0	1005.5
40°	1999.9	1991.3	1959.3	1906.4	1790.7	1533.5	1278.7	1086.7	966.1	897.2	881.2
42.5°	2091.0	2076.2	2024.5	1955.6	1775.9	1454.7	1171.6	974.7	836.9	772.9	769.2
45°	2200.5	2177.1	2099.6	2003.6	1743.9	1356.2	1058.4	849.2	717.5	654.7	638.7
47.5°	2329.7	2301.4	2187.0	2040.5	1681.1	1255.3	936.6	727.3	606.7	542.7	530.4
50°	2472.5	2445.4	2279.3	2061.4	1613.5	1137.2	817.2	619.0	498.4	445.5	445.5
52.5°	2646.0	2584.5	2367.9	2063.9	1510.1	1006.7	702.7	513.2	418.4	371.7	361.8
55°	2830.6	2758.0	2447.9	2041.7	1403.0	887.3	579.7	427.1	343.4	310.1	301.5
57.5°	3036.2	2925.4	2505.7	1997.4	1267.6	756.9	483.7	352.0	289.2	262.1	258.4
60°	3242.9	3100.1	2540.2	1922.4	1123.6	636.3	402.4	294.1	248.6	228.9	225.2
62.5°	3434.9	3242.9	2542.6	1812.8	983.3	530.4	329.8	253.5	220.3	205.5	205.5
65°	3601.0	3362.3	2500.8	1672.5	804.9	425.8	272.0	214.1	192.0	176.0	172.3
67.5°	3682.3	3407.8	2427.0	1480.5	644.9	337.2	228.9	185.8	164.9	140.3	137.8
70°	3567.8	3276.1	2237.4	1234.4	498.4	268.3	190.8	158.8	137.8	116.9	114.5
72.5°	3202.3	2925.4	1931.0	956.3	375.4	216.6	158.8	135.4	113.2	102.1	99.7
75°	2620.2	2433.1	1526.1	658.4	262.1	169.8	132.9	114.5	96.0	91.1	89.8
77.5°	1988.8	1809.1	1115.0	412.3	179.7	132.9	113.2	97.2	83.7	87.4	84.9
80°	1327.9	1245.5	740.9	233.8	120.6	97.2	86.1	71.4	64.0	73.8	71.4
82.5°	603.0	571.0	348.3	102.1	54.2	41.8	29.5	22.2	17.2	16.0	18.5
85°	100.9	88.6	24.6	11.1	6.2	3.7	2.5	2.5	1.2	1.2	1.2
87.5°	4.9	3.7	3.7	2.5	1.2	1.2	1.2	1.2	1.2	0.0	0.0
90°	0.0	0.0	0.0	0.0	0.0	0.0	0.0	0.0	0.0	0.0	0.0

LM-79-2019: Approved Method: Electrical and Photometric Measurements of Solid-State Lighting Products

Report Prepared for

Cooper Lighting Solutions

Streetworks

Report Number: SP1-2407-157-6

Test Date: 08/07/2024

Luminaire Tested: MEM2-HTN-SA-40-750-U-5WQ-2

Data in this report applies to families of products including MEM2-HTN-SA-40-750-U-5WQ-2

Test Information

Test Method: LM-79-2019
 Report Number: SP1-2407-157-6
 Test Lab: COOPER LIGHTING SOLUTIONS
 Photometer: SP1 - 76IN SPHERE
 Measurement Geometry: 4π
 Issue Date: 08/20/2024
 Manufacturer: COOPER LIGHTING SOLUTIONS
 Product Line: Streetworks
 Catalog Number: **MEM2-HTN-SA-40-750-U-5WQ-2**
 Description: Epic Modern Light Square 40W 5WQ Optic and Flare Trim

Spectral Parameters

CCT (K): 5094
 CIE u': 0.2082
 CIE v': 0.4867
 Duv: 0.0032
 CIE x: 0.3430
 CIE y: 0.3564
 CIE z: 0.3006
 Peak Wavelength (nm): 451
 Dominant Wavelength (nm): 568
 Purity: 9.86439
 Rf: 73.7
 Rg: 93

CRI (Ra):	72.0		
R1:	68.6	R9:	-39.6
R2:	78.1	R10:	47.6
R3:	84.6	R11:	68.2
R4:	71.6	R12:	41.4
R5:	69.6	R13:	70.4
R6:	69.4	R14:	91.4
R7:	80.9	R15:	61.4
R8:	53.1		



Test Conditions

Stabilization Time: 20M
 Operation Time: 1H 20M
 Sphere Temperature (°C): 24.2

REPORT NUMBER: SP1-2407-157-6

Measurement and Test Equipment			
Instrument	Identification Number	Calibration Date	Calibration Due Date
Photometer	IN0058	6/18/2024	12/18/2024
Power Meter	INXT2011004	2/8/2024	2/8/2025
AC Power Source	IN0063	10/24/2023	10/24/2024
DC Power Source	IN0208	10/24/2023	10/24/2024
Sphere Thermometer	IN0085	10/24/2023	10/24/2024
Room Thermometer	IN0046	10/24/2023	10/24/2024

REPORT NUMBER: SP1-2407-157-6

CIE 1931 Chromaticity Diagram



CIE 1931 Chromaticity Diagram with 2017 ANSI 7-Step and 4-Step Quadrangles



Point lies inside the ANSI 5000K 4-step quadrangle

REPORT NUMBER: SP1-2407-157-6

Photopic Flux vs. Wavelength



Photopic Lumens: NR

λ (nm)	Power W [^] /nm	Lumens (φ/nm)	λ (nm)	Power W [^] /nm	Lumens (φ/nm)	λ (nm)	Power W [^] /nm	Lumens (φ/nm)	λ (nm)	Power W [^] /nm	Lumens (φ/nm)	λ (nm)	Power W [^] /nm	Lumens (φ/nm)
360	0	NR	490	114	NR	620	361	NR	750	9	NR	880	0	NR
365	0	NR	495	145	NR	625	326	NR	755	8	NR	885	0	NR
370	0	NR	500	197	NR	630	294	NR	760	7	NR	890	0	NR
375	0	NR	505	259	NR	635	261	NR	765	6	NR	895	0	NR
380	0	NR	510	319	NR	640	232	NR	770	5	NR	900	0	NR
385	0	NR	515	373	NR	645	204	NR	775	4	NR	905	0	NR
390	0	NR	520	414	NR	650	179	NR	780	4	NR	910	0	NR
395	1	NR	525	445	NR	655	157	NR	785	3	NR	915	0	NR
400	3	NR	530	465	NR	660	136	NR	790	3	NR	920	0	NR
405	5	NR	535	482	NR	665	118	NR	795	2	NR	925	0	NR
410	9	NR	540	493	NR	670	102	NR	800	2	NR	930	0	NR
415	18	NR	545	505	NR	675	87	NR	805	2	NR	935	0	NR
420	36	NR	550	515	NR	680	75	NR	810	2	NR	940	0	NR
425	72	NR	555	527	NR	685	65	NR	815	1	NR	945	0	NR
430	134	NR	560	540	NR	690	56	NR	820	1	NR	950	0	NR
435	242	NR	565	550	NR	695	48	NR	825	1	NR	955	0	NR
440	407	NR	570	557	NR	700	41	NR	830	1	NR	960	0	NR
445	684	NR	575	561	NR	705	35	NR	835	1	NR	965	0	NR
450	988	NR	580	559	NR	710	30	NR	840	1	NR	970	0	NR
455	828	NR	585	551	NR	715	26	NR	845	1	NR	975	0	NR
460	473	NR	590	537	NR	720	22	NR	850	1	NR	980	0	NR
465	333	NR	595	516	NR	725	19	NR	855	0	NR	985	0	NR
470	232	NR	600	491	NR	730	16	NR	860	0	NR	990	0	NR
475	146	NR	605	461	NR	735	14	NR	865	0	NR	995	0	NR
480	113	NR	610	429	NR	740	12	NR	870	0	NR	1000	0	NR
485	106	NR	615	395	NR	745	10	NR	875	0	NR			

REPORT NUMBER: SP1-2407-157-6

Scotopic Flux vs. Wavelength



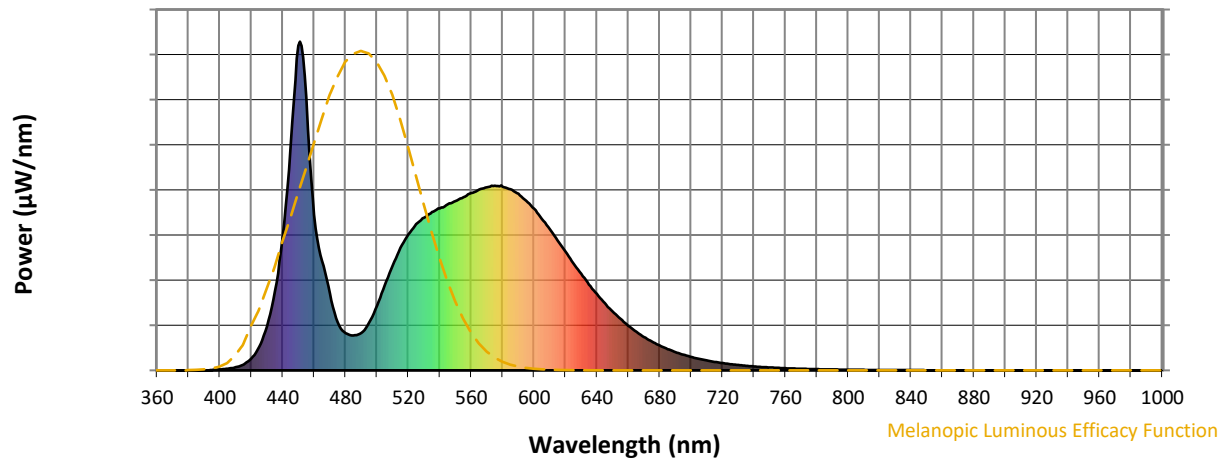
Scotopic Lumens: NR

S/P: 1.81

λ (nm)	Power W [^] /nm	Lumens (φ/nm)	λ (nm)	Power W [^] /nm	Lumens (φ/nm)	λ (nm)	Power W [^] /nm	Lumens (φ/nm)	λ (nm)	Power W [^] /nm	Lumens (φ/nm)	λ (nm)	Power W [^] /nm	Lumens (φ/nm)
360	0	NR	490	114	NR	620	361	NR	750	9	NR	880	0	NR
365	0	NR	495	145	NR	625	326	NR	755	8	NR	885	0	NR
370	0	NR	500	197	NR	630	294	NR	760	7	NR	890	0	NR
375	0	NR	505	259	NR	635	261	NR	765	6	NR	895	0	NR
380	0	NR	510	319	NR	640	232	NR	770	5	NR	900	0	NR
385	0	NR	515	373	NR	645	204	NR	775	4	NR	905	0	NR
390	0	NR	520	414	NR	650	179	NR	780	4	NR	910	0	NR
395	1	NR	525	445	NR	655	157	NR	785	3	NR	915	0	NR
400	3	NR	530	465	NR	660	136	NR	790	3	NR	920	0	NR
405	5	NR	535	482	NR	665	118	NR	795	2	NR	925	0	NR
410	9	NR	540	493	NR	670	102	NR	800	2	NR	930	0	NR
415	18	NR	545	505	NR	675	87	NR	805	2	NR	935	0	NR
420	36	NR	550	515	NR	680	75	NR	810	2	NR	940	0	NR
425	72	NR	555	527	NR	685	65	NR	815	1	NR	945	0	NR
430	134	NR	560	540	NR	690	56	NR	820	1	NR	950	0	NR
435	242	NR	565	550	NR	695	48	NR	825	1	NR	955	0	NR
440	407	NR	570	557	NR	700	41	NR	830	1	NR	960	0	NR
445	684	NR	575	561	NR	705	35	NR	835	1	NR	965	0	NR
450	988	NR	580	559	NR	710	30	NR	840	1	NR	970	0	NR
455	828	NR	585	551	NR	715	26	NR	845	1	NR	975	0	NR
460	473	NR	590	537	NR	720	22	NR	850	1	NR	980	0	NR
465	333	NR	595	516	NR	725	19	NR	855	0	NR	985	0	NR
470	232	NR	600	491	NR	730	16	NR	860	0	NR	990	0	NR
475	146	NR	605	461	NR	735	14	NR	865	0	NR	995	0	NR
480	113	NR	610	429	NR	740	12	NR	870	0	NR	1000	0	NR
485	106	NR	615	395	NR	745	10	NR	875	0	NR			

REPORT NUMBER: SP1-2407-157-6

Melanopic Flux vs. Wavelength



Melanopic Lumens: NR

M/P: 3.73

λ (nm)	Power W [^] /nm	Lumens (φ/nm)	λ (nm)	Power W [^] /nm	Lumens (φ/nm)	λ (nm)	Power W [^] /nm	Lumens (φ/nm)	λ (nm)	Power W [^] /nm	Lumens (φ/nm)	λ (nm)	Power W [^] /nm	Lumens (φ/nm)
360	0	NR	490	114	NR	620	361	NR	750	9	NR	880	0	NR
365	0	NR	495	145	NR	625	326	NR	755	8	NR	885	0	NR
370	0	NR	500	197	NR	630	294	NR	760	7	NR	890	0	NR
375	0	NR	505	259	NR	635	261	NR	765	6	NR	895	0	NR
380	0	NR	510	319	NR	640	232	NR	770	5	NR	900	0	NR
385	0	NR	515	373	NR	645	204	NR	775	4	NR	905	0	NR
390	0	NR	520	414	NR	650	179	NR	780	4	NR	910	0	NR
395	1	NR	525	445	NR	655	157	NR	785	3	NR	915	0	NR
400	3	NR	530	465	NR	660	136	NR	790	3	NR	920	0	NR
405	5	NR	535	482	NR	665	118	NR	795	2	NR	925	0	NR
410	9	NR	540	493	NR	670	102	NR	800	2	NR	930	0	NR
415	18	NR	545	505	NR	675	87	NR	805	2	NR	935	0	NR
420	36	NR	550	515	NR	680	75	NR	810	2	NR	940	0	NR
425	72	NR	555	527	NR	685	65	NR	815	1	NR	945	0	NR
430	134	NR	560	540	NR	690	56	NR	820	1	NR	950	0	NR
435	242	NR	565	550	NR	695	48	NR	825	1	NR	955	0	NR
440	407	NR	570	557	NR	700	41	NR	830	1	NR	960	0	NR
445	684	NR	575	561	NR	705	35	NR	835	1	NR	965	0	NR
450	988	NR	580	559	NR	710	30	NR	840	1	NR	970	0	NR
455	828	NR	585	551	NR	715	26	NR	845	1	NR	975	0	NR
460	473	NR	590	537	NR	720	22	NR	850	1	NR	980	0	NR
465	333	NR	595	516	NR	725	19	NR	855	0	NR	985	0	NR
470	232	NR	600	491	NR	730	16	NR	860	0	NR	990	0	NR
475	146	NR	605	461	NR	735	14	NR	865	0	NR	995	0	NR
480	113	NR	610	429	NR	740	12	NR	870	0	NR	1000	0	NR
485	106	NR	615	395	NR	745	10	NR	875	0	NR			

Summary

$R_f = 73.7$
 $R_g = 93$
 $CIE R_a = 72.0$
 $R_9 = -39.6$



Color Vector Graphics



Individual Sample Fidelity Index ($R_{f,i}$)

CES01 = 85	CES26 = 62	CES51 = 90	CES76 = 50
CES02 = 59	CES27 = 88	CES52 = 89	CES77 = 67
CES03 = 30	CES28 = 80	CES53 = 79	CES78 = 53
CES04 = 69	CES29 = 69	CES54 = 84	CES79 = 80
CES05 = 46	CES30 = 88	CES55 = 83	CES80 = 77
CES06 = 50	CES31 = 72	CES56 = 74	CES81 = 78
CES07 = 38	CES32 = 62	CES57 = 73	CES82 = 90
CES08 = 38	CES33 = 82	CES58 = 73	CES83 = 90
CES09 = 29	CES34 = 69	CES59 = 86	CES84 = 85
CES10 = 72	CES35 = 83	CES60 = 88	CES85 = 77
CES11 = 56	CES36 = 87	CES61 = 82	CES86 = 75
CES12 = 61	CES37 = 78	CES62 = 81	CES87 = 76
CES13 = 41	CES38 = 98	CES63 = 73	CES88 = 81
CES14 = 74	CES39 = 96	CES64 = 63	CES89 = 72
CES15 = 70	CES40 = 91	CES65 = 60	CES90 = 80
CES16 = 46	CES41 = 96	CES66 = 56	CES91 = 71
CES17 = 49	CES42 = 79	CES67 = 53	CES92 = 58
CES18 = 55	CES43 = 78	CES68 = 63	CES93 = 74
CES19 = 71	CES44 = 99	CES69 = 72	CES94 = 52
CES20 = 63	CES45 = 86	CES70 = 55	CES95 = 64
CES21 = 85	CES46 = 85	CES71 = 46	CES96 = 76
CES22 = 77	CES47 = 89	CES72 = 82	CES97 = 86
CES23 = 91	CES48 = 80	CES73 = 45	CES98 = 76
CES24 = 90	CES49 = 83	CES74 = 90	CES99 = 62
CES25 = 71	CES50 = 89	CES75 = 48	



Color Rendition by Hue-Angle Bin



Measure Comparisons



(END OF REPORT)